

# ChemSet™ EPCON™ G5 Xtrem™

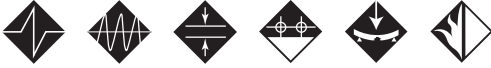
## FIRE RATED CHEMICAL ANCHOR

AVAILABLE IN NEW ZEALAND ONLY

(Australia refer to ChemSet™ Reo502™ Xtrem™ range)

### GENERAL INFORMATION

Performance Related



Installation Related



#### Product

ChemSet™ EPCON™ G5 Xtrem™ is a heavy duty pure Epoxy for anchoring threaded studs and reinforcing bar into cracked and uncracked concrete.



#### Compliance

European Technical Assessment - ETA-25/0647 and ETA-25/1142

#### Design according to:

- AS 5216 (formerly TS101)
- EN 1992-4 (formerly ETAG001 Annex C, E & TR045)
- Fire Design according to EN 1992-1-1 and EN 1992-1-2.
- Use enclosed data for simplified calculation method

Use Ramset™ iExpert Anchor Software for optimised calculation or where a greater range of anchor layout detail is needed

#### Benefits, Advantages and Features

- 120 year working Life
- Fire tested to European Assessment Document

#### Greater productivity:

- Anchors in dry, damp, wet or flooded holes

#### Greater security:

- Strong bond
- Rated for sustained loading

#### Versatile:

- Anchors in carbide drilled and diamond drilled holes
- Cold and temperate climates

#### Greater safety:

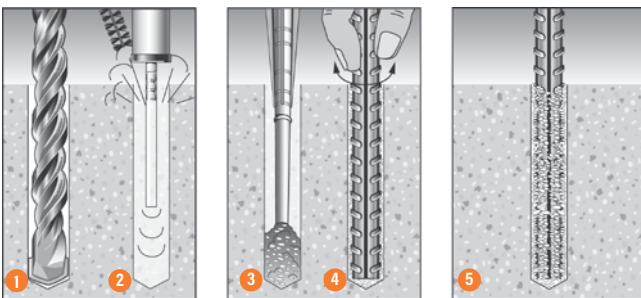
- Low odour
- VOC Compliant
- Suitable for contact with drinking water



#### Principal Applications

- Threaded Studs
- Starter Bars
- Threaded Inserts
- Over-head installation
- Steel Columns
- Hand Rails
- Road Stitching

### Installation



- Drill recommended diameter and depth hole.
- Important:** For hammer drilling technique clean dust and debris from hole with wire brush and blower in the following sequence: blow x 2, brush x 2, blow x 2, brush x 2, blow x 2.
- Screw mixing nozzle onto cartridge and dispense adhesive to waste until colour is orange. Insert mixing nozzle to bottom of hole. Fill hole to 2/3 the hole depth slowly, ensuring no air pockets form.
- Insert Ramset™ ChemSet™ Anchor Stud/rebar to bottom of hole while turning.
- Allow Chemset™ EPCON™ G5 Xtrem™ to cure as per setting times.

### Installation & Substrate Temperature Range

Minimum	Maximum
5°C	40°C

### Service Temperature Limits

-40°C to +75°C

### Setting Times

Temperature of base material	Gel Time	Curing time in dry concrete	Curing time in wet and flooded concrete
5°C	75 min	30h	60 h
10°C	45 min	22h	44 h
15°C	35 min	14h	28 h
20°C	22 min	7h	14 h
25°C	14 min	5h	10 h
30°C	8 min	4h	8 h
35°C	6 min	3h	6h
40°C	4 min	2h 45min	5h 30min

# ChemSet™ EPCON™ G5 Xtrem™

## FIRE RATED CHEMICAL ANCHOR

AVAILABLE IN NEW ZEALAND ONLY

### Installation Details

#### ChemSet™ EPCON™ G5 Xtrem™ with Reinforcing Bar

Anchor size, $d_b$ (mm)	Drilled hole diameter, $d_h$ (mm)
10	12
12	15
16	20
20	25
24	30
25	30
28	35
32	40
36	45
40	50

### DESCRIPTION AND PART NUMBERS

Description	Cartridge Size	Part No.
ChemSet™ EPCON™ G5 Xtrem™	600 ml	CEG5X600

### ENGINEERING PROPERTIES

#### Typical Engineering Properties of Grade 500 Reinforcing Bar

Rebar size	10	12	16	20	24	25	28	32	36	40
Drilled hole dia, $d_h$ (mm)	12	15	20	25	30	30	35	40	45	50
Stress area, $A_s$ (mm <sup>2</sup> )	78.5	113	201	314	452	491	616	804	1020	1260
Yield stress, $f_{sy}$ (MPa)	500	500	500	500	500	500	500	500	500	500
Tensile steel yield capacity, $N_{us} = N_{sy}$ (kN)	39.3	56.5	100.5	157.0	226.0	245.5	308.0	402.0	509.0	628.0
Design tensile steel resistance $\phi N_{us}$ (kN)	31.4	45.2	80.4	125.6	180.8	196.4	246.4	321.6	407.2	502.4

For further information refer to reinforcing bar manufacturer's published information and current revision of **AS/NZS 4671**

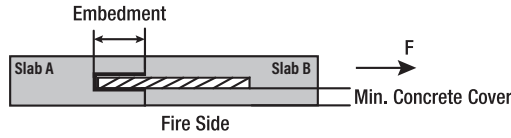
# Chemset™ EPCON™ G5 Xtrem™

## FIRE RATED CHEMICAL ANCHOR

AVAILABLE IN NEW ZEALAND ONLY

Fire Rated Anchoring Systems

### Reinforcing Bar Anchored with ChemSet™ EPCON™ G5 Xtrem™



**Design Case 1**

### Fire resistance duration = 30 minutes

For Reinforcing Bar Steel Grade - 500 MPa and Concrete cylinder compressive strength  $f'_c = 20$  MPa

Rebar Size	Hole Diameter (mm)	*Min. Concrete Cover(mm)	**Design resistance in accordance with Eurocode 2 for fire duration 30 minutes - $R_{d,fi}$ (kN)															
			3.32	4.98	6.64	8.30	9.96	11.62	13.28	14.94	16.59	18.25	19.91	23.23	26.55	29.87		
10	12	50	3.32	4.98	6.64	8.30	9.96	11.62	13.28	14.94	16.59	18.25	19.91	23.23	26.55	29.87		
		70	7.63	11.45	15.26	19.08	22.89	26.71	30.52	<b>31.42</b>	<b>31.42</b>	<b>31.42</b>	<b>31.42</b>	<b>31.42</b>	<b>31.42</b>	<b>31.42</b>		
12	15	50	3.98	5.97	7.97	9.96	11.95	13.94	15.93	17.92	19.91	21.91	23.90	27.88	31.86	35.84		
		70	9.16	13.73	18.31	22.89	27.47	32.05	36.63	41.20	<b>45.24</b>	<b>45.24</b>	<b>45.24</b>	<b>45.24</b>	<b>45.24</b>	<b>45.24</b>		
16	20	50		7.97	10.62	13.28	15.93	18.59	21.24	23.90	26.55	29.21	31.86	37.17	42.48	47.79		
		70		18.31	24.42	30.52	36.63	42.73	48.83	54.94	61.04	67.15	73.25	<b>80.42</b>	<b>80.42</b>	<b>80.42</b>		
20	25	50			13.28	16.59	19.91	23.23	26.55	29.87	33.19	36.51	39.83	46.47	53.10	59.74		
		70			30.52	38.15	45.78	53.41	61.04	68.67	76.30	83.93	91.56	106.83	122.09	<b>125.66</b>		
24	30	50				19.91	23.90	27.88	31.86	35.84	39.83	43.81	47.79	55.76	63.72	71.69		
		70				45.78	54.94	64.10	73.25	82.41	91.56	100.72	109.88	128.19	146.50	164.82		
25	30	50				20.74	24.89	29.04	33.19	37.34	41.49	45.64	49.78	58.08	66.38	74.68		
		70				47.69	57.23	66.77	76.30	85.84	95.38	104.92	114.46	133.53	152.61	171.68		
28	35	50					27.88	32.53	37.17	41.82	46.47	51.11	55.76	65.05	74.34	83.64		
		70					64.10	74.78	85.46	96.14	106.83	117.51	128.19	149.56	170.92	192.29		
32	40	50						37.17	42.48	47.79	53.10	58.41	63.72	74.34	84.97	95.59		
		70						85.46	97.67	109.88	122.09	134.30	146.50	170.92	195.34	219.76		
36	45	50							41.82	47.79	53.77	59.74	65.72	71.69	83.64	95.59	107.53	
		70							96.14	109.88	123.61	137.35	151.08	164.82	192.29	219.76	247.23	
40	50	50								46.47	53.10	59.74	66.38	73.02	79.66	92.93	106.21	119.48
		70								106.83	122.09	137.35	152.61	167.87	183.13	213.65	244.17	274.69
Embedment (mm)			100	150	200	250	300	350	400	450	500	550	600	700	800	900		

\*Note: Minimum concrete cover based on minimum slab thickness of 200mm according to Eurocode 2 Part 1.2 (EN 1992-1-2)

\*\*Note: Performance data based on hammer drilling technique. For data using core drilling technique, please refer to Ramset Engineer.

Bold values depicts design tensile steel resistance governs.

**Design Case 2**

### Fire resistance duration = 60 minutes

For Reinforcing Bar Steel Grade - 500 MPa and Concrete cylinder compressive strength  $f'_c = 20$  MPa

Rebar Size	Hole Diameter (mm)	*Min. Concrete Cover(mm)	**Design resistance in accordance with Eurocode 2 for fire duration 60 minutes - $R_{d,fi}$ (kN)															
			3.64	5.47	7.29	9.11	10.93	12.76	14.58	16.40	18.22	20.04	21.87	25.51	29.15	31.42		
10	12	80	3.64	5.47	7.29	9.11	10.93	12.76	14.58	16.40	18.22	20.04	21.87	25.51	29.15	31.42		
		100	6.60	9.91	13.21	16.51	19.81	23.12	26.42	29.72	<b>31.42</b>	<b>31.42</b>	<b>31.42</b>	<b>31.42</b>	<b>31.42</b>	<b>31.42</b>		
12	15	80	4.37	6.56	8.75	10.93	13.12	15.31	17.49	19.68	21.87	24.05	26.24	30.61	34.99	39.36		
		100	7.93	11.89	15.85	19.81	23.78	27.74	31.70	35.67	39.63	<b>43.59</b>	<b>45.24</b>	<b>45.24</b>	<b>45.24</b>	<b>45.24</b>		
16	20	80		8.75	11.66	14.58	17.49	20.41	23.32	26.24	29.15	32.07	34.99	40.82	46.65	52.48		
		100		15.85	21.13	26.42	31.70	36.99	42.27	47.55	52.84	58.12	63.40	73.97	<b>80.42</b>	<b>80.42</b>		
20	25	80			14.58	18.22	21.87	25.51	29.15	32.80	36.44	40.09	43.73	51.02	58.31	65.60		
		100			26.42	33.02	39.63	46.23	52.84	59.44	66.05	72.65	79.26	92.46	105.67	118.88		
24	30	80				21.87	26.24	30.61	34.99	39.36	43.73	48.10	52.48	61.22	69.97	78.72		
		100				39.63	47.55	55.48	63.40	71.33	79.26	87.18	95.11	110.96	126.81	142.66		
25	30	80				22.78	27.33	31.89	36.44	41.00	45.55	50.11	54.66	63.78	72.89	82.00		
		100				41.28	49.53	57.79	66.05	74.30	82.56	90.81	99.07	115.58	132.09	148.60		
28	35	80					30.61	35.71	40.82	45.92	51.02	56.12	61.22	71.43	81.63	91.84		
		100					55.48	64.73	73.97	83.22	92.46	101.71	110.96	129.45	147.94	166.44		
32	40	80						40.82	46.65	52.48	58.31	64.14	69.97	81.63	93.29	104.96		
		100						73.97	84.54	95.11	105.67	116.24	126.81	147.94	169.08	190.21		
36	45	80							45.92	52.48	59.04	65.60	72.16	78.72	91.84	104.96	118.08	
		100							83.22	95.11	107.00	118.88	130.77	142.66	166.44	190.21	213.99	
40	50	80								51.02	58.31	65.60	72.89	80.17	87.46	102.04	116.62	131.19
		100								92.46	105.67	118.88	132.09	145.30	158.51	184.93	211.35	237.77
Embedment (mm)			100	150	200	250	300	350	400	450	500	550	600	700	800	900		

\*Note: Minimum concrete cover based on minimum slab thickness of 200mm according to Eurocode 2 Part 1.2 (EN 1992-1-2)

\*\*Note: Performance data based on hammer drilling technique. For data using core drilling technique, please refer to Ramset Engineer.

Bold values depicts design tensile steel resistance governs.

Note: Design resistance is based on 20 MPa concrete strength. For values in higher concrete strengths, and design optimisation, please refer to Ramset iExpert Anchor Software.

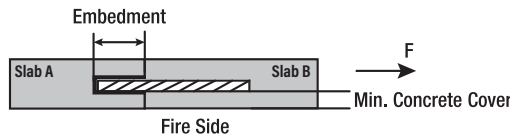
# Chemset™ EPCON™ G5 Xtrem™

## FIRE RATED CHEMICAL ANCHOR

AVAILABLE IN NEW ZEALAND ONLY

Fire Rated Anchoring Systems

### Reinforcing Bar Anchored with ChemSet™ EPCON™ G5 Xtrem™



Design Case **3**

### Fire resistance duration = 90 minutes

For Reinforcing Bar Steel Grade - 500 MPa and Concrete cylinder compressive strength  $f'_c = 20$  MPa

Rebar Size	Hole Diameter (mm)	*Min. Concrete Cover(mm)	**Design resistance in accordance with Eurocode 2 for fire duration 90 minutes - $R_{d,fi}$ (kN)															
			150	200	250	300	350	400	450	500	550	600	700	800	900	1000		
10	12	90	4.05	5.39	6.74	8.09	9.44	10.79	12.14	13.49	14.84	16.18	18.88	21.58	24.28	26.97		
		100	5.28	7.03	8.79	10.55	12.31	14.07	15.83	17.59	19.34	21.10	24.62	28.14	<b>31.42</b>	<b>31.42</b>		
12	15	90	4.86	6.47	8.09	9.71	11.33	12.95	14.57	16.18	17.80	19.42	22.66	25.90	29.13	32.37		
		100	6.33	8.44	10.55	12.66	14.77	16.88	18.99	21.10	23.21	25.32	29.54	33.76	37.98	42.20		
16	20	90		8.63	10.79	12.95	15.11	17.26	19.42	21.58	23.74	25.90	30.21	34.53	38.84	43.16		
		100		11.25	14.07	16.88	19.70	22.51	25.32	28.14	30.95	33.76	39.39	45.02	50.65	56.27		
20	25	90			13.49	16.18	18.88	21.58	24.28	26.97	29.67	32.37	37.76	43.16	48.55	53.95		
		100			17.59	21.10	24.62	28.14	31.65	35.17	38.69	42.20	49.24	56.27	63.31	70.34		
24	30	90				19.42	22.66	25.90	29.13	32.37	35.61	38.84	45.32	51.79	58.27	64.74		
		100				25.32	29.54	33.76	37.98	42.20	46.42	50.65	59.09	67.53	75.97	84.41		
25	30	90				20.23	23.60	26.97	30.35	33.72	37.09	40.46	47.21	53.95	60.69	67.44		
		100				26.38	30.77	35.17	39.57	43.96	48.36	52.76	61.55	70.34	79.13	87.93		
28	35	90					26.44	30.21	33.99	37.76	41.54	45.32	52.87	60.42	67.98	75.53		
		100					34.47	39.39	44.31	49.24	54.16	59.09	68.93	78.78	88.63	98.48		
32	40	90						34.53	38.84	43.16	47.48	51.79	60.42	69.05	77.69	86.32		
		100						45.02	50.65	56.27	61.90	67.53	78.78	90.04	101.29	112.55		
36	45	90						38.84	43.70	48.55	53.41	58.27	67.98	77.69	87.40	97.11		
		100						50.65	56.98	63.31	69.64	75.97	88.63	101.29	113.95	126.61		
40	50	90						43.16	48.55	53.95	59.34	64.74	75.53	86.32	97.11	107.90		
		100						56.27	63.31	70.34	77.37	84.41	98.48	112.55	126.61	140.68		
Embedment (mm)			150	200	250	300	350	400	450	500	550	600	700	800	900	1000		

\*Note: Minimum concrete cover based on minimum slab thickness of 200mm according to Eurocode 2 Part 1.2 (EN 1992-1-2)

\*\*Note: Performance data based on hammer drilling technique. For data using core drilling technique, please refer to Ramset Engineer. Bold values depicts design tensile steel resistance governs

Design Case **4**

### Fire resistance duration = 120 minutes

For Reinforcing Bar Steel Grade - 500 MPa and Concrete cylinder compressive strength  $f'_c = 20$  MPa

Rebar Size	Hole Diameter (mm)	*Min. Concrete Cover(mm)	**Design resistance in accordance with Eurocode 2 for fire duration 120 minutes - $R_{d,fi}$ (kN)															
			200	250	300	350	400	450	500	550	600	700	800	900	1000	1100		
10	12	90	3.64	4.55	5.47	6.38	7.29	8.20	9.11	10.02	10.93	12.75	14.57	16.40	18.22	20.04		
		100	4.64	5.80	6.96	8.12	9.28	10.44	11.60	12.76	13.92	16.24	18.56	20.88	23.20	25.52		
12	15	90	4.37	5.47	6.56	7.65	8.74	9.84	10.93	12.02	13.12	15.30	17.49	19.67	21.86	24.05		
		100	5.57	6.96	8.35	9.74	11.13	12.53	13.92	15.31	16.70	19.48	22.27	25.05	27.84	30.62		
16	20	90		7.29	8.74	10.20	11.66	13.12	14.57	16.03	17.49	20.40	23.32	26.23	29.15	32.06		
		100		9.28	11.13	12.99	14.85	16.70	18.56	20.41	22.27	25.98	29.69	33.40	37.11	40.83		
20	25	90			10.93	12.75	14.57	16.40	18.22	20.04	21.86	25.50	29.15	32.79	36.43	40.08		
		100			13.92	16.24	18.56	20.88	23.20	25.52	27.84	32.47	37.11	41.75	46.39	51.03		
24	30	90				15.30	17.49	19.67	21.86	24.05	26.23	30.60	34.98	39.35	43.72	48.09		
		100				19.48	22.27	25.05	27.84	30.62	33.40	38.97	44.54	50.10	55.67	61.24		
25	30	90				15.94	18.22	20.49	22.77	25.05	27.33	31.88	36.43	40.99	45.54	50.10		
		100				20.30	23.20	26.10	29.00	31.89	34.79	40.59	46.39	52.19	57.99	63.79		
28	35	90					20.40	22.95	25.50	28.05	30.60	35.71	40.81	45.91	51.01	56.11		
		100					25.98	29.23	32.47	35.72	38.97	45.46	51.96	58.45	64.95	71.44		
32	40	90						26.23	29.15	32.06	34.98	40.81	46.64	52.47	58.29	64.12		
		100						33.40	37.11	40.83	44.54	51.96	59.38	66.80	74.23	81.65		
36	45	90						29.51	32.79	36.07	39.35	45.91	52.47	59.02	65.58	72.14		
		100						37.58	41.75	45.93	50.10	58.45	66.80	75.16	83.51	91.86		
40	50	90						32.79	36.43	40.08	43.72	51.01	58.29	65.58	72.87	80.16		
		100						41.75	46.39	51.03	55.67	64.95	74.23	83.51	92.78	102.06		
Embedment (mm)			200	250	300	350	400	450	500	550	600	700	800	900	1000	1100		

\*Note: Minimum concrete cover based on minimum slab thickness of 200mm according to Eurocode 2 Part 1.2 (EN 1992-1-2)

\*\*Note: Performance data based on hammer drilling technique. For data using core drilling technique, please refer to Ramset Engineer.

Note: Design resistance is based on 20 MPa concrete strength. For values in higher concrete strengths, and design optimisation, please refer to Ramset iExpert Anchor Software.