

36.1 GENERAL INFORMATION

PERFORMANCE RELATED	MATERIAL	INSTALLATION RELATED

Product

The DynaBolt™ Plus Anchor Hex Bolt is a medium duty, torque setting expansion anchor.

Features and Benefits

Ideal for hollow substrates:

- Cone nut pulls up in cavity to clamp fixture to substrate.

Neat finish:

- Low profile hex head.

High shear strength:

- High tensile Grade 8.8 Steel Bolt.

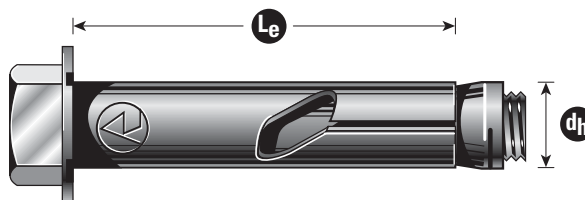
Fast installation:

- Through fixing eliminates marking out and repositioning of fixture.

Convenient to remove:

- No metal parts protrude from hole eliminating grinding.

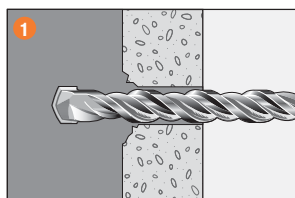
Economical Zinc Plated or superior corrosion resistant AISI 316 Stainless Steel.



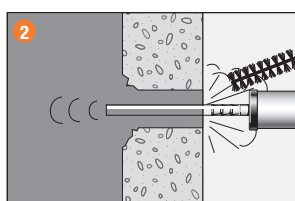
Principal Applications into Brick and Block

- Electrical junction boxes
- Wall mounted pipe brackets
- Installing wall mounted signs, handrails and gates
- Roller door guide rails

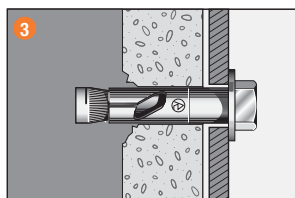
Installation



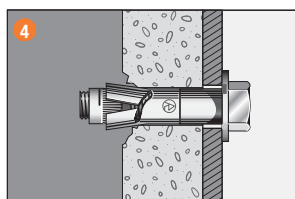
1. Drill hole to correct diameter and depth.



2. Clean thoroughly with brush. Remove debris by way of vacuum or hand pump, compressed air etc.



3. Insert DynaBolt™ Plus Anchor Hex Bolt through fixture, tap lightly with hammer until washer contacts fixture.



4. Tighten DynaBolt™ Plus Anchor Hex Bolt to specified assembly torque using torque wrench.

Installation and Working Load Limit performance details

Anchor size, d_b (mm)	Installation details				Working Load Limit (kN)							
	Drilled hole diameter, d_h (mm)	Fixture hole diameter, d_f (mm)	Anchor effective depth, h (mm)	Tightening torque, T_r (Nm)	Solid Brick		3 Hole Brick		10 Hole Brick		Concrete Block	
					Shear, V_a	Tension, N_a	Shear, V_a	Tension, N_a	Shear, V_a	Tension, N_a	Shear, V_a	Tension, N_a
8	8	10	35	10	3.9	3.1	2.9	3.9	2.0	0.83	1.4	1.0
10	10	12	40	15	4.4	4.6	3.4	4.1	2.3	0.87	1.6	1.0
12	12	15	40	15	4.4	4.6	3.8	4.1	3.1	0.94	2.1	1.0

36.2 DESCRIPTION AND PART NUMBERS

Anchor size, d_h (mm)	Effective length, L_e (mm)	Part No.	
		Zn	S/S
8	34	DP08045H	DP08045HSS
	60	DP08070H	DP08070HSS
	86	–	–
10	34	DP10045H	DP10045HSS
	42	DP10055H	–
	56	–	DP10060HSS
	69	DP10080H	DP10080HSS
	96	DP10105H	DP10105HSS
12	47	DP12065H	–
	62	DP12075H	DP12075HSS
	90	DP12105H	–

Effective depth, h (mm)

$h = L_e - t$

t = total thickness of material(s) being fixed

36.3 ENGINEERING PROPERTIES

Anchor size, d_h (mm)	Thread size, d_b	Stress area, A_s (mm ²)	Carbon steel		Stainless steel		Section modulus Z (mm ³)
			Yield strength, f_y (MPa)	UTS, f_u (MPa)	Yield strength, f_y (MPa)	UTS, f_u (MPa)	
8	M6	20.1	640	800	480	600	12.7
10	M8	36.6	640	800	480	600	31.2
12	M10	58.0	640	800	480	600	62.3