




28.1 GENERAL INFORMATION

PERFORMANCE	MATERIAL	INSTALLATION RELATED
		

Product

The RamPlug™ Anchor is a light duty, rotation setting interference fit anchor.

Benefits, Advantages and Features

Fast and easy to install:

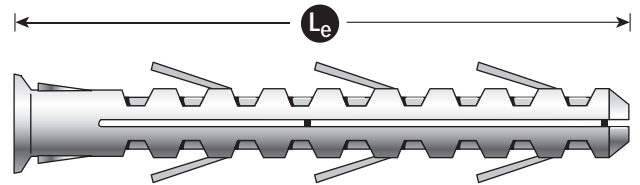
- Anchor simply hammered in.

Convenient:

- Tangs ensure anchor sits flush with fixture surface in over drilled holes.

Versatile:

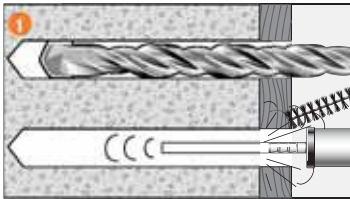
- Anchor accepts many types of screw.



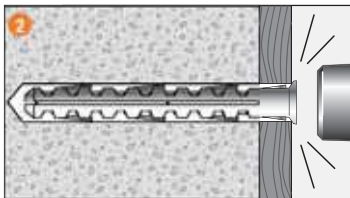
Principal Applications

- Electrical fittings.
- Lightweight steel.
- Timber.

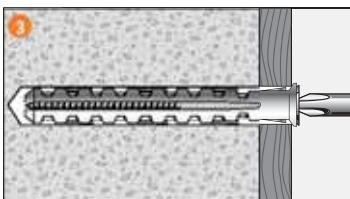
Installation



1. Drill hole to recommended diameter and depth using the fixture as a template. Clean the hole thoroughly with a hole cleaning brush. Remove debris with a hand pump, compressed air or vacuum.



2. Insert the anchor through the fixture and drive with a hammer until the lip of the RamPlug™ contacts the fixture.



3. Insert screw into the RamPlug™. Tighten with screwdriver.

Note: (1) Screw length = length of RamPlug™ + thickness of fixture
 (2) Ultra long plugs supplied with screw.

These anchors are not recommended for structure critical applications and are typically used for simple fixing and finishing applications. Their capacity information is therefore presented in simple Working Load Limit format.

Installation and Working Load Limit performance details

Anchor	Anchor size, d_b (mm)	Installation details			Minimum dimensions			Working Load Limit (kN)		
		Drilled hole diameter, d_h (mm)	Fixture hole diameter, d_f (mm)	Anchor effective depth, h (mm)	Edge distance, e_c (mm)	Anchor spacing, a_c (mm)	Substrate thickness, b_m (mm)	Shear, V_s	Tension, N_a	
									Conc. compressive strength, f'_c	
								20 MPa	40 MPa	
DNP05	5	5	6	25	20	30	50	0.4	0.30	0.30
DNP06	6	6	7	30	24	36	55	0.8	0.50	0.50
DNP07	7	7	7	30	28	42	55	1.1	0.65	0.65
DNP08	8	8	8	40	32	48	65	1.3	0.80	0.80
DNP10	10	10	9	50	40	60	75	2.4	1.20	1.20
DNP12	12	12	12	60	48	72	85	3.0	1.80	1.80
DLPO6	6	6	7	30	24	36	85	0.4	0.35	0.35
DLP08	8	8	8	70	32	48	105	0.8	0.45	0.45
DLP10	10	10	9	70	40	60	105	1.1	0.55	0.55
DUP10080	10	10	9	70	40	60	105	2.4	0.80	0.80
DUP10100	10	10	9	70	40	60	125	2.4	0.80	0.80
DUP10135	10	10	9	70	40	60	160	2.4	0.80	0.80
DUP10160	10	10	9	70	40	60	185	2.4	0.80	0.80

28.2 DESCRIPTION AND PART NUMBERS

Anchor size, d_b (mm)	Effective length, L_e (mm)	Part No.			
		Standard	Long	Ultra Long - C/S Pozi*	Ultra Long - Hex Head
5	25	DNP05	-	-	-
6	30	DNP06	-	-	-
	60	-	DLP06	-	-
7	30	DNP07	-	-	-
8	40	DNP08	-	-	-
	80	-	DLP08	-	-
10	50	DNP10	-	-	-
	80	-	DLP10	DUP10080F	DUP10080H
	100	-	-	DUP10100F	DUP10100H
	135	-	-	DUP10135F	DUP10135H
	160	-	-	DUP10160F	DUP10160H
12	60	DNP12	-	-	-

* No. 3 Pozi Bit.