



Ramset™

DYNASET™ DROP IN ANCHOR

| Flush Finish | Internally Threaded | Threaded Rod or Bolt Applications |

Product Description

The DynaSet is a small to large diameter internally threaded drop-in anchor for use with bolts or threaded rod of any length.

Available in Zinc for interior applications and 316 Stainless Steel in M6-M20 (8-24mm hole).



Installation Features & Benefits

- Flanged head (DSF Type) always sits flush with concrete surface
- Design of anchor and setting tool reduces chances of incorrect setting
- Long internal thread allows a wider range of bolt lengths to be utilised

Performance Features & Benefits

- High strength steel means grade 4.6 bolts or rod will fail before anchor
- Stainless Steel option available for corrosive environments

Principal Applications

The DynaSet is suited to light to medium duty applications where either a flush finish is required once fixture is removed or where threaded rod is utilised as part of the fixing system.

- Electrical services such as cable trays
- HVAC services including ventilation ducts
- Wastewater, storm water and other plumbing services
- Suspended Ceilings
- Temporary fixing into floors where a flush finish is required when removed

Installation Procedure



1. Drill hole at recommended diameter, to at least the anchor length in depth. Clean thoroughly with brush. Remove debris by way of vacuum or hand pump, compressed air etc.
2. Insert anchor and push to required depth. Using the special setting tool, drive the expander plug down until shoulder of the setting punch meets top of the anchor.
3. Position fixture then insert the bolt and tighten with spanner. The Dynaset anchor remains set in position if the bolt is removed.

Product Options, Dimensions and Installation Information

Part Number	Setting Punch	Durability Options	Box Qty	Length (mm)	Thread Length (mm)	Bolt Dia (mm)	Concrete Hole Dia (mm)	Tightening Torque (Nm)	Fixture Clearance Hole Dia (mm)
DSM06	SETDS1	Zn SS	100	25	11	6	8	6	8
DSM08	SETDS2	Zn SS	100	30	13	8	10	10	10
DSM10	SETDS3	Zn SS	50	40	16	10	12	20	12
DSF10	STD10SP	Zn SS	50	30	14	10	12	12	12
DSM12	SETDS4	Zn SS	50	50	21	12	16*	40	16
DSM16	SETDS5	Zn SS	25	65	28	16	20	95	20
DSM20	SETDS6	Zn	25	80	35	20	25	180	25

Independent Appraisal



Tension Zone



Cyclic Loads



Shock Load



Fire Applications



Pull Down



Close Spacings



Water System



Chemical Creep Tested



Zinc Plating



Galvanised Plating






| Flush Finish | Internally Threaded | Threaded Rod or Bolt Applications |

Performance Information



IF YOUR DIMENSIONS ARE LESS THAN THE TABLED “DIMENSIONS TO ACHIEVE CAPACITIES”
 Refer to **Ramset Specifiers Anchoring Resource Book** for the performance values.
 Or scan QR Code to link to the Specifiers Anchoring Resource Book.



Part Number		Installation (mm)		Dimensions to Achieve Capacities (mm)			Tensile Capacity ϕN_{uc} (kN)		
Part Number (Bolt Dia)	Fixture Thickness	Hole Depth	 Min Concrete Thickness	 Min Anchor Edge Distance	 Min Anchor Spacing	20 MPa Concrete	32 MPa Concrete	40 MPa Concrete	
DSM06 (M6)	All	Min 25	56	81	58	3.6	4.6	5.1	
DSM08 (M8)	All	Min 30	63	98	70	4.9	6.1	6.9	
DSM10 (M10)	All	Min 40	75	133	95	7.7	9.7	10.8	
DSF10 (M10)	All	Min 30	65	98	70	4.9	6.1	6.9	
DSM12 (M12)	All	Min 50	89	168	120	10.9	13.8	15.4	
DSM16 (M16)	All	Min 65	108	221	158	16.4	20.7	23.2	
DSM20 (M20)	All	Min 80	127	273	195	22.6	28.5	31.9	

